

HTM610
HTM611

HATOR® PULSAR 3

WIRED GAMING MOUSE

EN User manual
DE Benutzerhandbuch
FR Manuel utilisateur
IT Manuale d'uso
ES Manual de usuario
NL Handleiding
PL Instrukcja obsługi
RO Manual de utilizare
HU Használati utasítás
BG Ръководство за употреба
CS Uživatelský manuál
SK Používateľská príručka

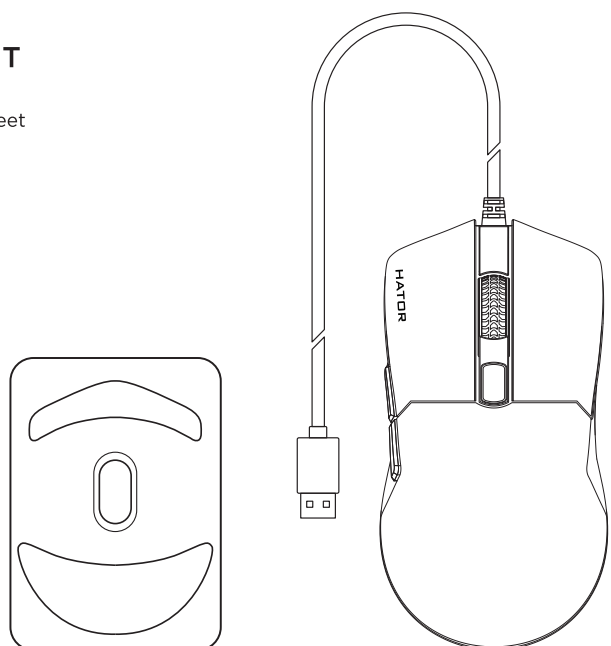
LV Lietotāja rokasgrāmata
LT Vartotojo vadovas
EST Kasutusjuhend
TR Kullanım klavuzu
UA Посібник користувача
FI Ohjekirja
SWE Användarmanual
NO Brukermanual
DAN Brugermanual
AR دليل الاستخدام
HE מודריך למשתמש

PACKAGE CONTENT

- Mouse
- Replacement 100% PTFE feet
- User manual
- Sticker pack

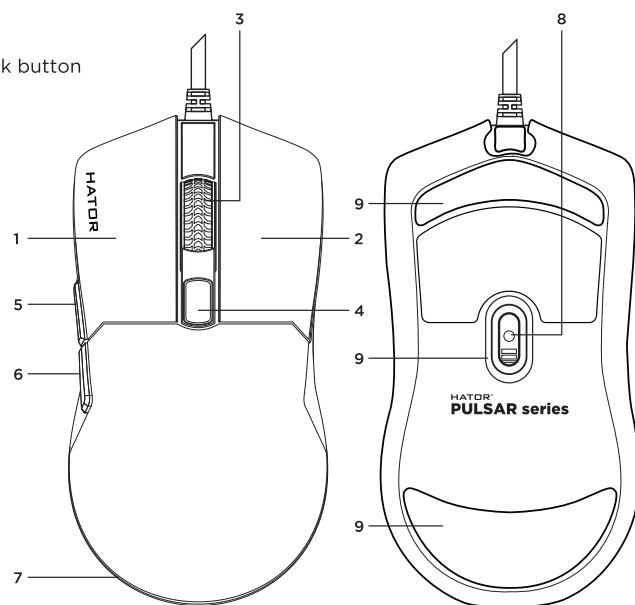
Manual

Sticker pack



PRODUCT OVERVIEW

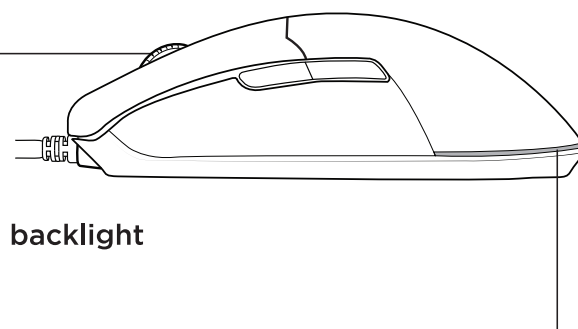
1. Left click button
2. Right click button
3. RGB scroll wheel/middle click button
4. DPI change button
5. Side front mouse button
6. Side back mouse button
7. RGB tail backlight
8. Sensor lens
9. 100% PTFE feet



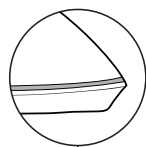
3. RGB scroll wheel



Default light effect:
Wave (by default)
Static
Breath
Neon
Horse race



7. RGB tail backlight



Press on
Off

4. DPI change button

Use to switch between predefined DPI profiles

Default DPI profiles:

| DPI | Backlight |
|------|--------------------|
| 400 | Red |
| 800 | Green (by default) |
| 1000 | Blue |
| 1200 | Light Blue |
| 1600 | Yellow |
| 3200 | Purple |

POLLING RATE:

| |
|---------------------|
| 125Hz |
| 250Hz |
| 500Hz |
| 1000Hz (by default) |



USB-A

HATOR® SOFTWARE

For access to a wide range of customization options, download the software from the official web page: <https://hator.com/download/>



Scan to download

Software requirements

Software is available on Windows® only.
Platform: Windows® 10 (64-bit) / Windows® 11 (64-bit)
500Mb of free data storage space for installation

EN CONNECTING YOUR GAMING MOUSE

Connect your mouse to the USB Type-A port of your PC. OS will detect the mouse automatically.

DE VERBINDUNG IHRES GAMING-MAUS

Verbinden Sie Ihre Maus mit dem USB-A-Anschluss Ihres PCs. Das Betriebssystem erkennt die Maus automatisch.

FR CONNEXION DE VOTRE SOURIS GAMING

Connectez votre souris au port USB-A de votre PC. Le système d'exploitation détectera automatiquement la souris.

IT CONNESSIONE DEL MOUSE DA GAMING

Collega il mouse alla porta USB-A del tuo PC. Il sistema operativo rileverà automaticamente il mouse.

ES CONECTANDO SU RATÓN GAMING

Conecte su ratón al puerto USB-A de su PC. El sistema operativo detectará el ratón automáticamente.

NL AANSLUITEN VAN UW GAMINGMUIS

Sluit uw muis aan op de USB-A-poort van uw pc. Het besturingssysteem zal de muis automatisch detecteren.

PL PODŁĄCZANIE MYSZY GAMINGOWEJ

Podłącz mysz do portu USB-A w komputerze. System operacyjny automatycznie wykryje mysz.

RO CONECTAREA MOUSE-ULUI DUMNEAVOASTRĂ DE GAMING

Conectați mouse-ul la portul USB-A al PC-ului dumneavoastră. Sistemul de operare va detecta automat mouse-ul.

HU A JÁTÉK EGÉR CSATLAKOZTATÁSA

Csatlakoztassa az egeret a számítógép USB-A portjához. Az operációs rendszer automatikusan felismeri az egeret.

BG СВЪРЗАВАНЕ НА ВАШАТА ГЕЙМЪРСКА МИШКА

Connect your mouse to the USB Type-A port of your PC. OS will detect the mouse automatically.

CS PŘIPOJENÍ VAŠÍ HERNÍ MYŠI

Připojte myš k portu USB-A vašeho počítače. Operační systém myš automaticky rozpozná.

SK PRIPOJENIE VAŠEJ HERNÉJ MYŠI

Pripojte myš k portu USB-A na vašom počítači. Operačný systém automaticky rozpozná myš.

LV PIEVIENOJĒT SAVU SPĒĻU PELEI

Pievienojiet peli sava datora USB-A portam. Operētājsistēma automātiski atpazīs peli.

LT PRIJUNGIAMAS JŪSŲ ŽAIDIMŲ PELEI

Prijunkite pelę prie savo kompiuterio USB-A prievado. Operacinė sistema automatiškai atpažins pelę.

EST ÜHENDAMINE TEIE MÄNGUHIIR

Ühendage hiir oma arvuti USB-A porti. Operatsioonisüsteem tuvastab hiire automaatselt.

TR OYUN FARENİZİ BAĞLAMA

Farenizi bilgisayarınızın USB-A portuna bağlayın. İşletim sistemi fareyi otomatik olarak algılar.

UA ПІДКЛЮЧЕННЯ ІГРОВОЇ МИШІ

Підключіть мишу до порту USB-A вашого ПК. Операційна система розпізнає мишу автоматично.

FI PELIN LIITTÄMINEN

Kytke hiiri tietokoneesi USB-A-porttiin. Käyttöjärjestelmä tunnistaa hiiren automaattisesti.

SWE ANSLUTA DIN SPELMUS

Anslut musen till din dators USB-A-port. Operativsystemet kommer att upptäcka musen automatiskt.

NO TILKOBLING AV DIN SPILLMUS

Koble musen til USB-A-porten på PC-en. Operativsystemet vil automatisk oppdage musen.

DAN TILSLUTNING AF DIN GAMINGMUS

Tilslut musen til USB-A-porten på din PC. Operativsystemet vil automatisk registrere musen.

| | |
|------------------|-------------------------------------|
| <p>AR</p> | <p>توصيل فأرة الألعاب الخاصة بك</p> |
| <p>HE</p> | <p>חיבור עכבר הגיימינג שלך</p> |
| <p>CS</p> | <p>Включите компьютерную мышь</p> |
| <p>SK</p> | <p>Prípojte počítačovú myš</p> |
| <p>PL</p> | <p>Podłącz mysz komputerową</p> |
| <p>PT</p> | <p>Conectar o rato</p> |
| <p>RU</p> | <p>Подключить компьютерную мышь</p> |
| <p>UK</p> | <p>Підключити мишу</p> |
| <p>BE</p> | <p>Соединить компьютерную мышь</p> |
| <p>FR</p> | <p>Brancher la souris</p> |
| <p>DE</p> | <p>Anschließen der Maus</p> |
| <p>IT</p> | <p>Collegare il mouse</p> |
| <p>ES</p> | <p>Conectar el ratón</p> |
| <p>NL</p> | <p>Aansluiten van de muis</p> |
| <p>FI</p> | <p>Kytke hiiri tietokoneeseen</p> |
| <p>NO</p> | <p>Koble musen til datamaskinen</p> |
| <p>DA</p> | <p>Tilslut musen til computeren</p> |

SAFETY GUIDELINES

Do not take apart the device and do not attempt to operate it under abnormal current loads. Doing so you will avoid warranty.

Keep the device away from liquid, humidity, or moisture. Operate the device only within the specific temperature range of 0° C (32 F) to 40° C (104 F). When the device exceeds the maximum temperature, unplug or switch off the device and let it cool down.

Long periods at the computer and an uncomfortable position can cause discomfort and harm your health. Please try to take the most comfortable position and take timely breaks. If you experience severe discomfort or pain, stop using it immediately and consult a doctor.

MAINTENANCE AND USE

The HATOR® devices require minimum maintenance to keep them in optimum condition. Once a month, we recommend you clean the device using a soft or cotton swab to prevent dirt buildup. Do not use soap or harsh cleaning agents.

COPYRIGHT AND INTELLECTUAL PROPERTY INFORMATION

Android, Google, Google Logo, Google Play, and the Google Play logo are trademarks of Google LLC.

Apple, the Apple logo, and iPhone are trademarks of Apple Inc., registered in the U.S. and other countries. App Store is a service mark of Apple Inc. iOS is a trademark or registered trademark of Cisco in the U.S. and other countries and is used under licence.

PlayStation, “PS4”, and ”PS5” are registered trademarks of Sony Interactive Entertainment Inc.

Windows and the Windows logo are trademarks or registered trademarks of the Microsoft group of companies.

HATOR Gaming B.V. may have copyright, trademarks, trade secrets, patents, patent applications, or other intellectual property rights (whether registered or unregistered) concerning the product in this guide. Furnishing of this guide does not give you a licence to any such copyright, trademark, patent or other intellectual property right. The HATOR® Pulsar 3 (the “Product”) may differ from pictures whether on packaging or otherwise. HATOR assumes no responsibility for such differences or for any errors that may appear.


LIMITATION OF LIABILITY


HATOR® will in no event be able for any lost profits, loss of information or data, special, incidental, indirect, punitive or consequential or incidental damages, arising in any way out of the distribution of, sale of, resale of, or use of or inability to use the Product. In no event will HATOR’s liability exceed the retail purchase price of the Product.

These terms will be governed by and construed under the laws of the jurisdictions in which the Product was purchased. If any term herein is held to be invalid or unenforceable, then such term (in so far as it is invalid or unenforceable) will be given no effect and deemed to be excluded without invalidation any of the remaining terms. HATOR® reserves the right to amend any term at any time without notice.


HATOR® assumes no responsibility for any errors that may appear in this manual. Information contained herein is subject to change without notice.

PROPER DISPOSAL

 DO NOT throw this product in municipal waste. This product has been designed to enable proper reuse of parts and recycling. The symbol of the crossed out wheeled bin indicated that the product (electrical, electronic equipment and mercury-containing button cell battery) should not be placed in municipal waste. Check local regulations for disposal of electronic products.

| | |
|---|--|
|  | DO NOT throw this product in fire. DO NOT short circuit the contacts. DO NOT disassemble this product. |
|---|--|

UKRAINE CERTIFICATION LOGO

| | |
|--|---|
|  | Номер санітарно-гігієнічного висновку: 12.2-18-3/6069 |
|--|---|

SIMPLIFIED UKCA DECLARATION OF CONFORMITY

UKCA HATOR Gaming B.V. hereby declares that this device is in compliance with the essential requirements and other relevant provisions of The Radio Equipment Regulations 2017. Full text of the UKCA declaration of conformity is available at: hator.com/regulatory/

CE RANK WARNING

| | |
|---|---|
|  |  |
|---|---|

English HATOR Gaming B.V. hereby declares that this device is in compliance with the essential requirements and other relevant provisions of related Directives. Full text of EU Declaration of Conformity and other compliance documentation are available at: hator.com/regulatory/
Deutsch HATOR Gaming B.V. erklärt hiermit, dass dieses Gerät den wesentlichen Anforderungen und anderen relevanten Bestimmungen der zugehörigen Richtlinien entspricht. Der vollständige Text der EU-Konformitätserklärung und anderer Konformitätsdokumente sind verfügbar unter: hator.com/regulatory/.
Français HATOR Gaming B.V. déclare par la présente que cet appareil est conforme aux exigences essentielles et aux autres dispositions pertinentes des directives associées. Le texte complet de la déclaration de conformité de l'UE et d'autres documents de conformité sont disponibles sur : hator.com/regulatory/.
Italiano HATOR Gaming B.V. dichiara con la presente che questo dispositivo è conforme ai requisiti essenziali e ad altre disposizioni pertinenti delle direttive correlate. Il testo completo della dichiarazione di conformità dell'UE e altri documenti di conformità sono disponibili su: hator.com/regulatory/.
Español HATOR Gaming B.V. por la presente declara que este dispositivo cumple con los requisitos esenciales y otras disposiciones relevantes de las directivas relacionadas. El texto completo de la Declaración de Conformidad de la UE y otros documentos de conformidad están disponibles en: hator.com/regulatory/.
Nederlands HATOR Gaming B.V. verklaart hierbij dat dit apparaat voldoet aan de essentiële eisen en andere relevante bepalingen van de gerelateerde richtlijnen. De volledige tekst van de EU-conformiteitsverklaring en andere nalevingsdocumentatie zijn beschikbaar op: hator.com/regulatory/.
Polski HATOR Gaming B.V. niniejszym deklaruje, że to urządzenie jest zgodne z podstawowymi i innymi wymogami oraz innymi stosownymi postanowieniami powiązanych dyrektyw. Pełny tekst deklaracji zgodności UE oraz inne dokumenty dotyczące zgodności są dostępne na stronie: hator.com/regulatory/.
Română HATOR Gaming B.V. declară prin prezenta că acest dispozitiv este în conformitate cu cerințele esențiale și alte prevederi relevante ale directivei/conex. Textul complet al Declarației de Conformitate UE și alte documentații de conformitate sunt disponibile la: hator.com/regulatory/.
Magyar HATOR Gaming B.V. ezennel kijelenti, hogy ez az eszköz megfelel az alapvető követelményeknek és a kapcsolódó irányelvek egyéb vonatkozó rendelkezéseinek. Az EU megfelelőségi nyilatkozatának teljes szövege és egyéb megfelelőségi dokumentációk elérhetők a következő címen: hator.com/regulatory/.
Български HATOR Gaming B.V. с това заявява, че това устройство е в съответствие с основните изисквания и други съответни разпоредби на свързаните директиви. Пълният текст на декларацията за съответствие на ЕС и друга съответна документация са налични на: hator.com/regulatory/.
Cesky HATOR Gaming B.V. tímto prohlašuje, že toto zařízení je v souladu se základními požadavky a dalšími příslušnými ustanoveními souvisejících směrnic. Uplné znění prohlášení o shodě EU a další dokumentace o shodě jsou k dispozici na: hator.com/regulatory/.
Slovenský HATOR Gaming B.V. s tem izjavlja, da je ta naprava v skladu z bistvenimi zahtevami in drugimi relevantnimi določili povezanih direktiv. Celotno besedilo izjave EU o skladnosti in druge dokumentacije o skladnosti so na voljo na: hator.com/regulatory/.
Latviešu HATOR Gaming B.V. ar šo apstiprina, ka šī ierīce atbilst būtiskajām prasībām un citiem attiecīgajiem noteikumiem saistītajās direktīvās. Pilns ES Atbilstības deklarācijas teksts un citi atbilstības dokumenti ir pieejami: hator.com/regulatory/.
Lietuvių HATOR Gaming B.V. šiuo pareiškia, kad šis įrenginys atitinka esminius reikalavimus ir kitas atitinkamas susijusių direktyvų nuostatas. Pilnas ES atitikties deklaracijos tekstas ir kiti atitikties dokumentai prieinami: hator.com/regulatory/.

Eesti HATOR Gaming B.V. deklareerib käesolevaga, et see seade vastab olulistele nõuetele ja muudele asjakohastele direktiivide sätetele. ELi vastavusdeklaratsiooni täistekst ja muu vastavusdokumentatsioon on saadaval aadressil: hator.com/regulatory/.
Türkçe HATOR Gaming B.V. işbu cihazın ilgili Yönergelerin temel gereksinimleri ve diğer ilgili hükümlerine uygun olduğunu beyan eder. AB Uygunluk Beyanı'nın tam metni ve diğer uygunluk belgeleri şu adreste mevcuttur: hator.com/regulatory/.
Українська HATOR Gaming B.V. заявляє, що цей пристрій відповідає основним вимогам та іншим відповідним положенням відповідних директив. Повний текст Декларації відповідності ЕС та інша документація щодо відповідності доступна за адресою: hator.com/regulatory/.
Suomalainen HATOR Gaming B.V. vakuuttaa täten, että tämä laite on yhdenmukainen olennaisten vaatimusten ja muiden asiaankuuluvien direktiivien säännösten kanssa. EU:n vaatimustenmukaisuusvakuutuksen täysi teksti ja muu yhteensopivuusasiakirjat ovat saatavilla osoitteessa: hator.com/regulatory/.
Svenska HATOR Gaming B.V. förklarar härmed att denna enhet överensstämmer med de väsentliga kraven och andra relevanta bestämmelser i relaterade direktiv. Den fullständiga texten för EU-försäkran om överensstämmelse och annan överensstämmelsebedokumentation finns tillgänglig på: hator.com/regulatory/.
Norwegian HATOR Gaming B.V. erklærer herved at denne enheten er i samsvar med de grunnleggende kravene og andre relevante bestemmelser i tilhørende direktiver. Fullstendig tekst til EU-samsvarserklæringen og annen samsvarsdokumentasjon er tilgjengelig på: hator.com/regulatory/.
Danske HATOR Gaming B.V. erklærer herved, at denne enhed er i overensstemmelse med de væsentlige krav og andre relevante bestemmelser i tilhørende direktiver. Den fulde tekst af EU-overensstemmelseserklæringen og anden overensstemmelsesdokumentation er tilgængelig på: hator.com/regulatory/.

عرب HATOR Gaming B.V. يُعلن بموجب هذا أن هذا الجهاز يتوافق مع المتطلبات الأساسية وأحكام أخرى ذات صلة من اللوائح المتعلقة. النص الكامل لإعلان مطابقة الاتحاد الأوروبي ووثائق الامتثال الأخرى متاحة على: hator.com/regulatory/
עברית HATOR Gaming B.V. מצהירה בואת כי המכשיר זה עומד בדרישות החיוביות והוראות נספוח דלונגיות של החוקרת. הטקסט המלא של הצהרת התאמה של האיחוד האירופי ותיעוד התאמה אחר ונינים ב: hator.com/regulatory/

LIMITED PRODUCT WARRANTY

For the latest and current terms of the Limited product warranty, please visit hator.com/warranty/

SUPPORT

If the product doesn` t work properly, contact HATOR® support: hator.com/feedback. Our support team from experienced consultants and service engineers are ready to help our customers.

| | |
|---------------------|---|
| Manufacturer | HATOR Gaming B.V. |
| Adress, City | Olof Palmelaan 3C, 2729NA Zoetermeer, The Netherlands |

©2024 HATOR Gaming BV. All rights reserved. All registered trademarks are the property of their respective owners.

HATOR Pulsar® - trademark registered in the EUIPO system. Trade mark number: 019014582.

